

## Quick Couplings for Industrial Hoses

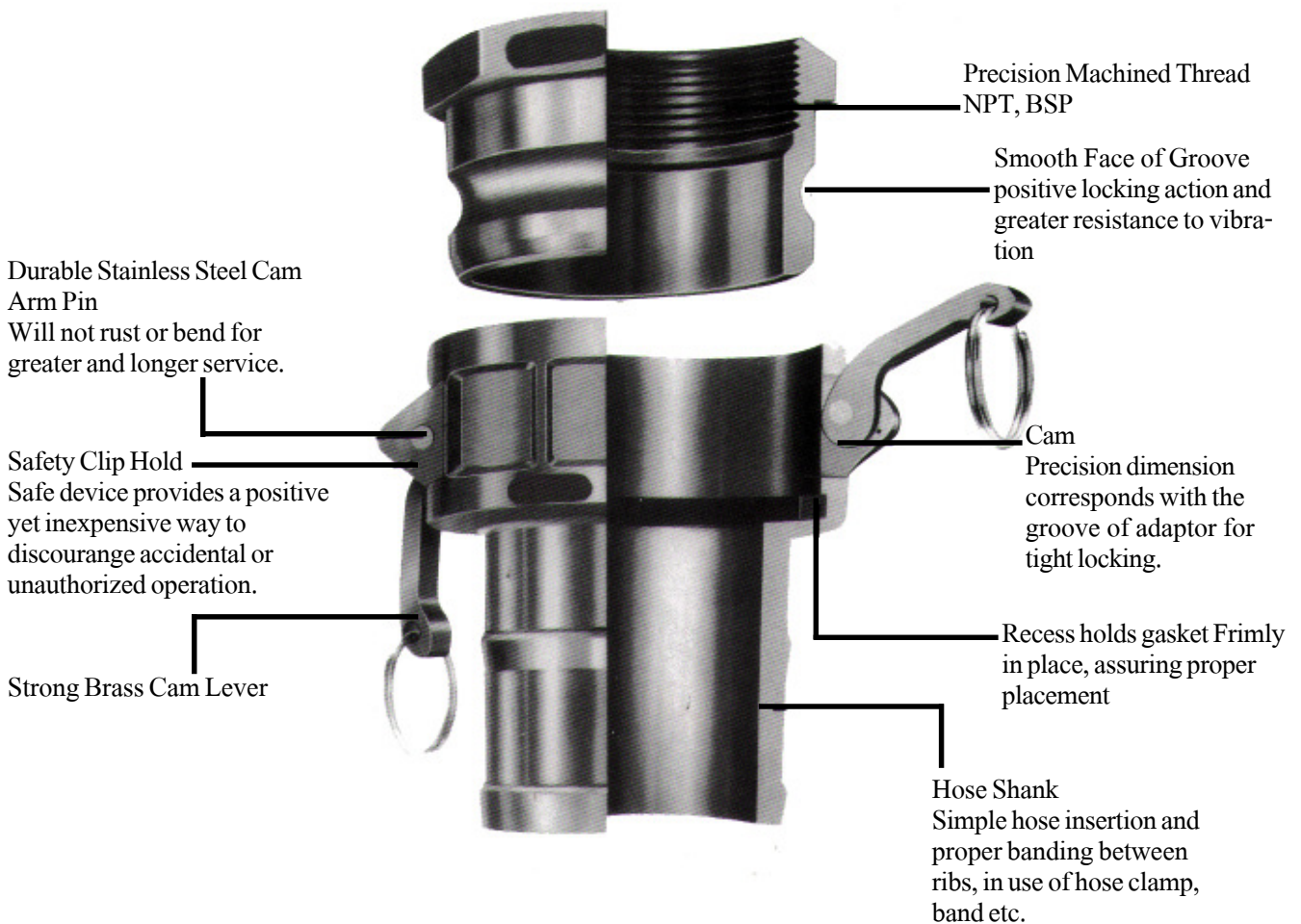
### Features

**Wide Applications :** The multi-purposed **Quick Coupling** can be applied for various fields of industry Petroleum, Chemistry, Steel, Medicines, Food Agriculture, Shipping etc.

**Easy Operation :** Without tools but hand to force down cam arms compressing the coupler gasket ensure a tight seal.

**Safe :** Cam designed to prevent loosening against vibration and accidental breaking.











**Interchangeability :** Coupler and adaptor conform to MIL-C-27487, which means Quick Coupling is able to interchange with other products which meets the Specification MIL-C-27487










### Pressure Rating : PSI

Material \ Size	1/2"	3/4"	1"	1-1/4"	1-1/2"	2"	2-1/2"	3"	4"	5"	6"
Aluminium	250	250	250	250	250	250	150	125	100	75	75
Stainless Steel 316	250	250	250	250	250	250	225	200	100	100	100
Brass	250	250	250	250	250	250	150	125	100	75	75

**All of Quick Coupling 8 basic parts**  
**Material of Body : Brass, Aluminum, Stainless Steel 316**

<b>Part A Adaptor</b>  Female Thread : NPT,BSP	<b>Part B Coupler</b>  Male Thread : NPT,BSP	<b>Part C Hose Shank</b>  Be attached directly to uncoupled hose with any type clamps or bands	<b>Part D Coupler</b>  Female Thread : NPT,BSP
<b>Part E Hose Shank</b>  Be attached directly to uncoupled hose with any type clamps or bands	<b>Part F Adaptor</b>  Male Thread : NPT,BSP	<b>Part DC Dust Cap</b>  For adaptor type : A, E, F	<b>Part DP Dust Plug</b>  For coupler type : B, C, D
<b>Cam Arm</b>  Brass, Stainless Steel Pin : Stainless Steel		<b>Gasket</b>  Buna N is standard Temperature Range : -40°C to +121°C	

**TWO LUG UNIVERSIAL CROWFOOT HOSE COUPLINGS (FOR AIR HOSE)**  
**TWO SEALS IN ONE MAKE COUPLING AN EASY TASK**

<b>Male Thread End</b>  Size From : 1/4" - 1"	<b>Hose End</b>  Size From : 1/4" - 1"	<b>Female Thread End</b>  Size From : 1/4" - 1"	<b>Hose Menders</b>  Steel, Plated Size From : 1/2" - 8"
<b>Combination Hose Shank Nipples</b>  Steel, Plated or Plain Size From : 1/2" - 10"	<b>Suction Hose Coupling</b>  Brass, Aluminum with Brass Pin Lug Swivel. Size From : 1/2" - 6"	<b>Hose Couplings</b>  For Sandblast Hose Brass, Aluminum Size From : 3/4" - 2"	<b>Valves</b>  Brass, Cast Iron, Stainless Steel Size From : 1/4" - 12"